

H-MOUNT SERIES (H44/H64)

Features

- Axial to radial stiffness ratio of 4:1
- Friction damped spring
- For base mounting only
- Fail safe construction

Benefits

- Ideally suited for protecting equipment in helicopters or similar environments where high-amplitude, low frequency vibration is predominant
- Increased equipment reliability and extended component life

Load Range

- H44 = 7 ratings from .25-10 lbs. per mount
- H64 = 7 load ratings from 2.0-40 lbs. per mount

Low-frequency, friction damped mounts for high level vibration isolation and shock protection in rotary wing aircraft.



Barry H-Mounts are ideally suited for protecting equipment in helicopters or similar environments where high amplitude, low frequency vibration is predominant.

Applications

- Avionic equipment in propeller driven aircraft
- Equipment in environments where high amplitude, low frequency vibration is present

NATURAL FREQUENCY	7-10 Hertz
TRANSMISSIBILITY AT RESONANCE	2.0 Max.
RESILIENT ELEMENT	Friction damped spring
STANDARD MATERIALS	Aluminum
WEIGHT	H44 = 1.63 oz. H64 = 3.56 oz.

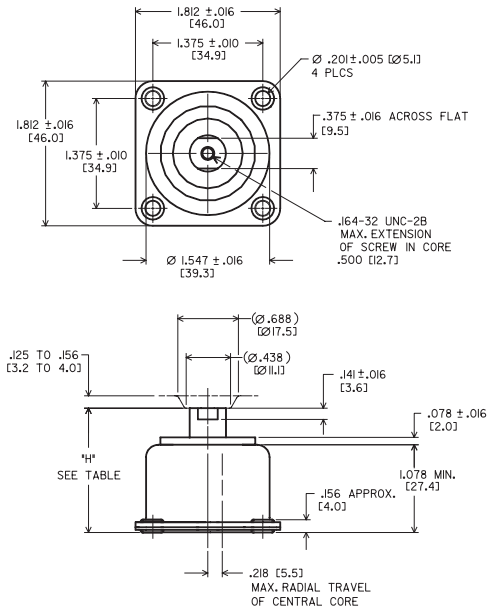
Environmental Data

- Operating temperature ranges of -67°F to +250°F (-55°C to +120°C).
- Designed for the rotary wing vibration requirements of MIL-STD-810B.
- Performs in attitudes up to 10° from horizontal.
- Meets vibration and shock requirements of Mil-C-172C.

H-Mount Series (H44)

Dimensions & Performance Characteristics

H44 Dimensional Drawing

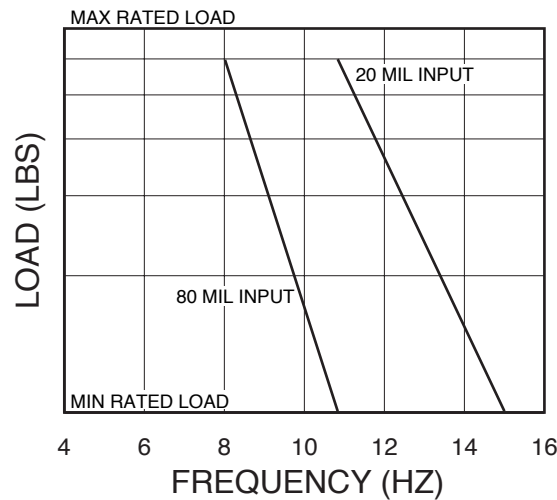


"H"		
TYPE	H44-AA	H44-BA
MIN. COMPRESSED	.98 [24.9]	1.13 [28.7]
APPROX. UNDER MIN. LOAD	1.40 [35.6]	1.56 [39.6]
MAX. EXTENDED	1.63 [41.4]	1.79 [45.5]

LOAD RANGES

Part #	Static Load Range (lbs.)
H44-AA-1/2 & BA-1/2	0.25 - 0.5
H44-AA-1 & BA-1	0.5 - 1.0
H44-AA-2 & BA-2	1.0 - 2.0
H44-AA-3 & BA-3	1.5 - 3.0
H44-AA-4 & BA-4	2.0 - 4.0
H44-AA-6 & BA-6	4.0 - 6.0
H44-AA-10 & BA-10	5.0 - 10.0

H44 Load vs Natural Frequency



For more information contact:

BLACK DIAMOND
Products

5058 Cedar Ridges Lane RR#1
Inverary, ON K0H-1X0

P: 613-544-2002

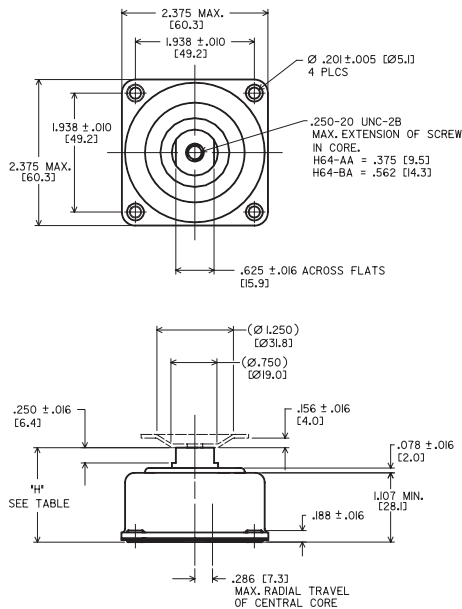
F: 613-544-2003

www.bdproduct.ca

H-Mount Series (H64)

Dimensions & Performance Characteristics

H64 Dimensional Drawing

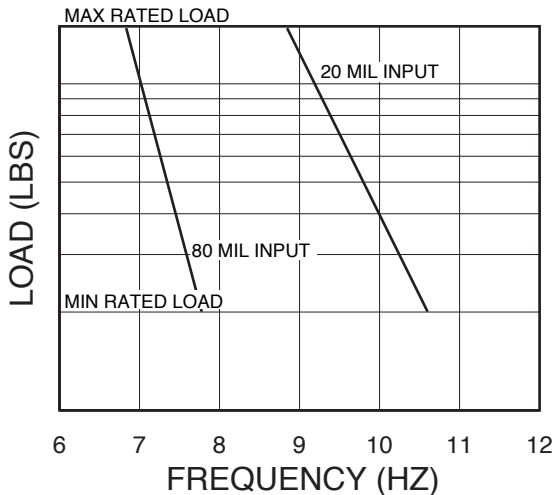


	"H"	
TYPE	H64-AA	H64-BA
MIN. COMPRESSED	.98 [24.9]	1.14 [29.0]
APPROX. UNDER MIN. LOAD	1.41 [35.8]	1.57 [39.9]
MAX. EXTENDED	1.54 [39.1]	1.70 [43.2]

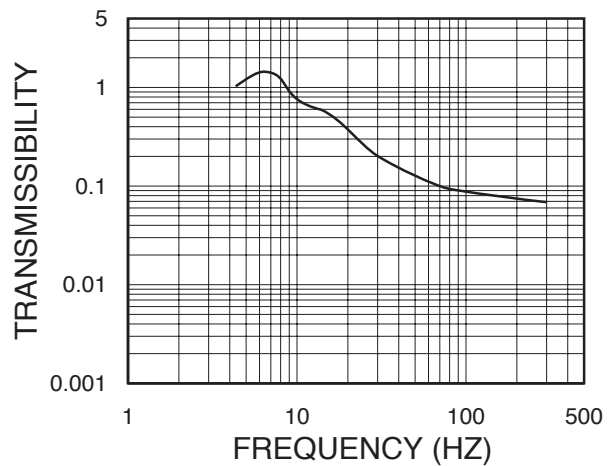
LOAD RANGES

Part #	Static Load Range (lbs.)
H64-AA-4 & BA-4	2-4
H64-AA-6 & BA-6	3-6
H64-AA-10 & BA-10	5-10
H64-AA-15 & BA-15	9-15
H64-AA-20 & BA-20	14-20
H64-AA-30 & BA-30	18-30
H64-AA-40 & BA-40	25-40

H64 Load vs Natural Frequency



Typical Transmissibility (H44 & H64 Series)



For more information contact:

BLACK DIAMOND
Products

5058 Cedar Ridges Lane RR#1
Inverary, ON K0H-1X0

P: 613-544-2002

F: 613-544-2003

www.bdproduct.ca